



# Division 2 Newsletter

NMRA North Central Region  
Volume 2 Number 1 – Winter 2016



## Crew Call:

- ❖ 2/27 Petoskey Yard Mtg.
- ❖ 3/20 NMRA Booth Mid-Mich.
- ❖ 4/2 Traverse City Yard Mtg.
- ❖ May – Division Meeting.
- ❖ 7/3 – NMRA National.

## On the switch list:

- ❖ Feb Yard Event (pg 1).
- ❖ Super Sez... (pg 2).
- ❖ Scenery (pg 3).
- ❖ Golden Spike Award (pg 4).
- ❖ Jan Yard Event Report (pg 5).



## February Yard Event

Saturday February 27, 2016 1:00 PM - 5:00 PM

Dave Comers  
5087 Forest Beach Drive  
Harbor Springs, MI

The Traverse City Yard Meeting was so successful that we are repeating it in February in Petoskey so that those 'up North' can participate as well. This meeting is open to all NMRA members. We plan on the following activities:

- ✓ **NMRA EduTrain Clinic Presentation**  
We will start with an NMRA EduTrain clinic on weathering. This clinic covers many different ways of weathering.
- ✓ **Make and take weathering clinic**  
We will provide a sample boxcar shell for you to experiment on, as well as weathering powders and paints to use. You need to bring the following:
  - A car (or locomotive) that you want to weather
  - A picture showing the weathering you want to simulate (can be a different paint scheme, we will be simulating the weathering)
  - Cheap artists paint brushes as sold at Michaels, Hobby Lobby, WalMart, etc.
  - One or more tubes from either paper towels (preferred) or toilet paper.
- ✓ **Show and Tell**  
We have instituted a new policy, if you don't bring anything you will have to contribute 50 cents to the Division 2 kitty - so bring something!



## Super Sez...

Now that winter has really arrived we can hibernate to our layouts. Here is hoping that this New Year presents you a great year for your hobby.

One of the reasons we started this division was for the NMRA AP Program. Prior to the formation of Division 2 the only way to have your modeling evaluated was to attend a Regional or National Convention taking your work with you. It was easy for a structure, engine, a piece of rolling stock or hand laid turnout. It was another story for scenery, electrical and others. Having a team come from downstate was an option but frequently just did not happen.

Our Division has an AP chairman, now making it easier to get your work evaluated than doing it. Not everyone may be interested in the AP Program but it is a way to learn more about your hobby and improve your over all skills.

We all are doing the things on our layouts that will earn you a certificate, why not accept it. One of the founding ideas of this division that the BOD wanted to accomplish was to make the NMRA AP Program readily available to those that wanted to pursue it. Whether it was only one certificate or all eleven.

There are two all division meetings a year, starting with the next all division meeting, we will have a table set up for those that would like to have a model evaluated for any certificate. Any and all models will be evaluated.

As was demonstrated at our last meeting with the Golden Spike Award the process is not difficult and very open to all. As mentioned some of the evaluation for AP Program items will need to be done on your layout and that can be also scheduled. Our AP Chair is Pete Magoun MMR ([orion@chartermi.net](mailto:orion@chartermi.net)). Contact him with your questions for information and suggestions on how to get started with that first certificate.

While there are only a couple of us in our Division that have earned certificates all are capable and you have already done things that can be evaluated.

Why not go to <http://www.nmra.org/education/achievement-program> and check out which certificate you have the most complete, and come to the division meeting this spring and get started on the AP Program. Your modeling and enjoyment of your hobby will both benefit. See you there.

*Dave*

### **AP Model Evaluations Table at all Division Meetings**

We will have a table at all Division Meetings for AP Model Evaluations starting with our Spring Meeting, please bring your models for evaluation.

## Scenery

Scary topic!!! A lot of you shy away from this because you have to be an artist, painter, sculptor, designer, etc., in order to accomplish realistic scenery-----wrong!!! All it takes is the will to dive in. Maybe you've heard the old adage that there is "no mistakes" in scenery.

That is somewhat true. But a little knowledge and a process go a long way to creating successful scenery.

Knowledge can be in the form of research of the area/terrain you are modeling, or you can just decide what part of the country you like best. Get photos of the terrain you are interested in so that you have a reference.

Start with a backdrop.....  
drywall, Masonite, linoleum, any flat hard paintable surface. If you don't do anything else prime it and paint it sky blue. You can always add clouds, fade to a lighter blue on the horizon but the very least you should do is paint the SKY BLUE! I personally find clouds are usually overdone and distracting. So if you are not an artist, error on forgoing clouds. Fading to light blue at the horizon is the safest, most effective technique.



You can add commercial backdrops, cut out paper hills, mountains and buildings to the blue backdrop or paint simple hill or mountain shapes using grayed blues or greens. Your backdrop should be subtle, almost subliminal. You don't want to detract from the railroad and foreground scenery.

A word about color.... maybe the "scariest" part of scenery construction. Some of us don't have a great color sense (only our wives do). Some of us may be color blind (more prevalent in the male population), but you can always find a friend or spouse who can help with this issue. Match flat latex house paint to your photos and stick with it.....sky tone, basic ground tones, the fewer the better. Pete Magoun, our resident guru on many topics, and MMR, NMRA BOD, gave a backdrop painting clinic last June utilizing the principle of using only two colors (black and yellow) to depict green hilly scenes. Quite effective!

Now to play God....land formation! This will bring your layout to life. I plan on presenting the process I use to create 3-D scenes at a spring clinic....date TBD.

Briefly, I use my cell phone to photograph a section of railroad benchwork that I plan on developing. I download these photos and print them out 8" by 10". Then I use vellum (tracing paper) over the photos and sketch basic landform shapes using section lines to define the terrain. Then I.....!!!!!!! Well you'll have to come to the spring event to see the rest of the process.

Meanwhile I have to get to work so I have something to show you then, Ernie Barry.



## Division 2 Awards First AP Certificate

The Division awarded the first AP Certificate and introduced the AP Evaluation process at our yard event in June in Charlevoix. Dan Fialowski was kind enough to volunteer as a test subject while the evaluators reviewed his layout (a 4' x 6' N Scale layout) and discussed the qualifications for the Golden Spike Award. At the end of the clinic Dan's layout was awarded the Golden Spike Award. Congratulations Dan!





## January Traverse City Yard Event

The January Yard event was a big success. We presented an NMRA EduTrain clinic on weathering; we then followed up with a hands-on session with attendees learning how to use weathering powders and oils. The division supplied HO boxcar shells from the NMRA for everyone to use as a learning tool. It was really eye opening to see the different effects that each attendee was able to create. Those that were comfortable then moved on to their own cars (no one brought a locomotive or building) and continued to learn.



### Upcoming Shows:

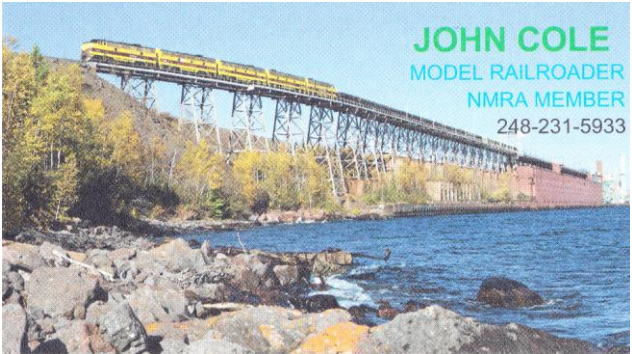
- 1/31/2016 Ole Toy and Train Show – Redford, MI
- 2/7/2016 Railroadiana, Toy and Train Show – Westland, MI
- 2/20/2016 Trains, Planes, Autos... - Mt. Clemens, MI (2 Days)
- 2/28/2016 Railroad Swap Meet – Lapeer, MI
- 3/13/2016 Spring Trainorama – Farmington Hills, MI
- 3/20/2016 Mid-Michigan Train Show – Mt. Pleasant, MI
- 4/2/2016 Spring Swap Meet – Kalamazoo, MI
- 7/3/2016 NMRA National Convention – Indianapolis, Indiana

Pike Ads: support your division by advertising your layout or business here!  
Pike ads are \$5 per issue (\$20 per year - we publish 4 times per year)



Ernie Barry · East Raton & Santa Fe

[ErnieNorthport@aol.com](mailto:ErnieNorthport@aol.com)



**JOHN COLE**  
MODEL RAILROADER  
NMRA MEMBER  
248-231-5933



**Great Lakes Northern Railroad**

David Capron      Transportation System  
Superintendent      Passenger and Freight  
[dcglnrr@gmail.com](mailto:dcglnrr@gmail.com)

**BALTIMORE AND WESTERN**



*"LINKING EAST AND WEST THROUGH CINCINNATI"*

**Scott Pandorf - Lake Leelanau, MI**  
[spandorf55@gmail.com](mailto:spandorf55@gmail.com)

## Upcoming Division Activities:

### Petoskey Yard Meeting – Saturday, February 27

See page 1.

### Traverse City Yard Meeting – Saturday, April 2 2016

We will have a division yard meeting on April 2 at 1:00 PM in Suttons Bay at Dave Capron's Great Lakes Northern RR for an operating session and meeting.

### Division Meeting – May

Our next all division meeting will be May. There will be elections as well. Watch for details.

NMRA Division 2 Newsletter © 2016  
NMRA Division 2, North Central Region, National  
Model Railroad Association.  
This newsletter is published quarterly.